

Notes

1. This drawing is not to be used in whole or part other than for the intended purpose and project, as defined on this drawing. Refer to the Contract for the full terms and conditions.
2. All dimensions are in millimetres and levels in metres unless otherwise stated. Dimensions are based on site measurements taken during a site investigation and historical information provided by HRE. Buckle plate thickness was confirmed throughout the soffit at locations where plates are subject to various states of corrosion using a UT gauge.
3. Locations and extent of services are indicative only and not exhaustive. Contractor to confirm exact location, nature and owner of any services within the area affected by the permanent or temporary works.
4. Reproduction from the ordnance survey map with the permission of the controller of His Majesty's Stationery office crown copyright and database rights 2022 Ordnance Survey licence no. ACO000849896.
5. The defects shown are based on an inspection survey undertaken by Jacobs on 28/11/2022 and a detailed examination report provided by HRE. Additional defects are likely to be identified following grit blasting works. It is recommended that an additional defect survey is carried out with the Contractor in advance of the works commencing to identify any further deterioration of existing defects and confirm the repair requirements. A tactile inspection of defective areas should be undertaken at the commencement of the works on site. The Contractor remains responsible for establishing the exact dimensions and materials of the members to be replaced.
6. Metallic classification undertaken as part of a 2004 site investigation confirmed that the overbridge is constructed from weldable mild steel. A unit weight of 7850kg/m³ is assumed for structural steel as per the Specification for Highway Works.
7. Testing of paint samples confirmed that the existing paint system contains lead. All works are to be undertaken in accordance with Control of Lead at Work Regulations 2002.

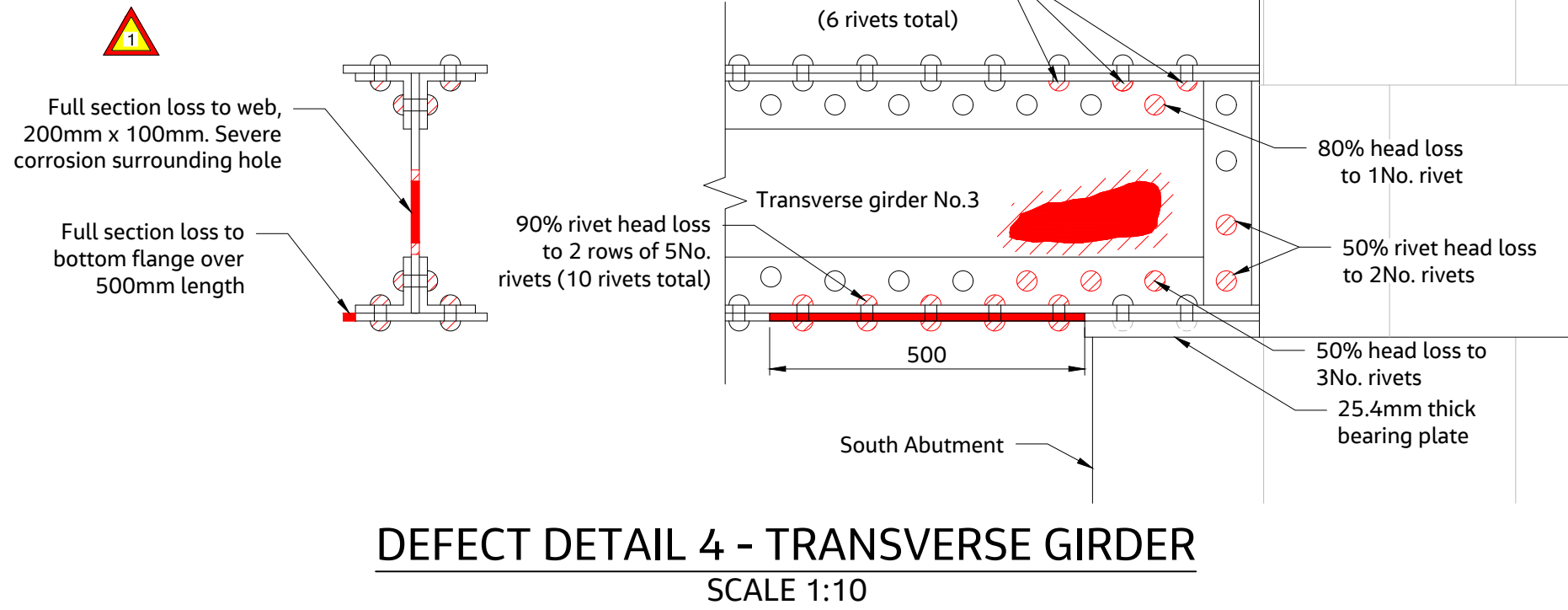
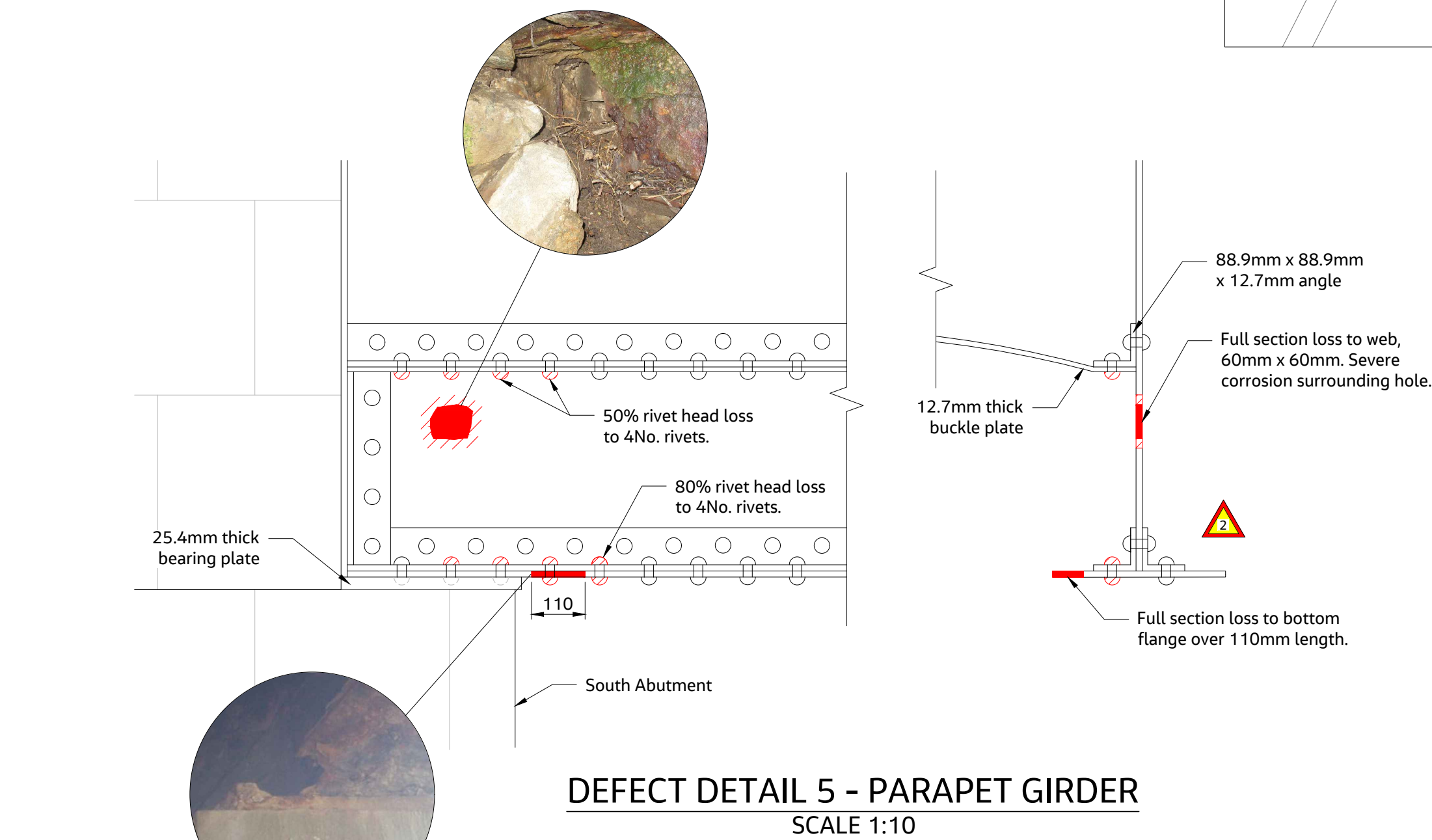
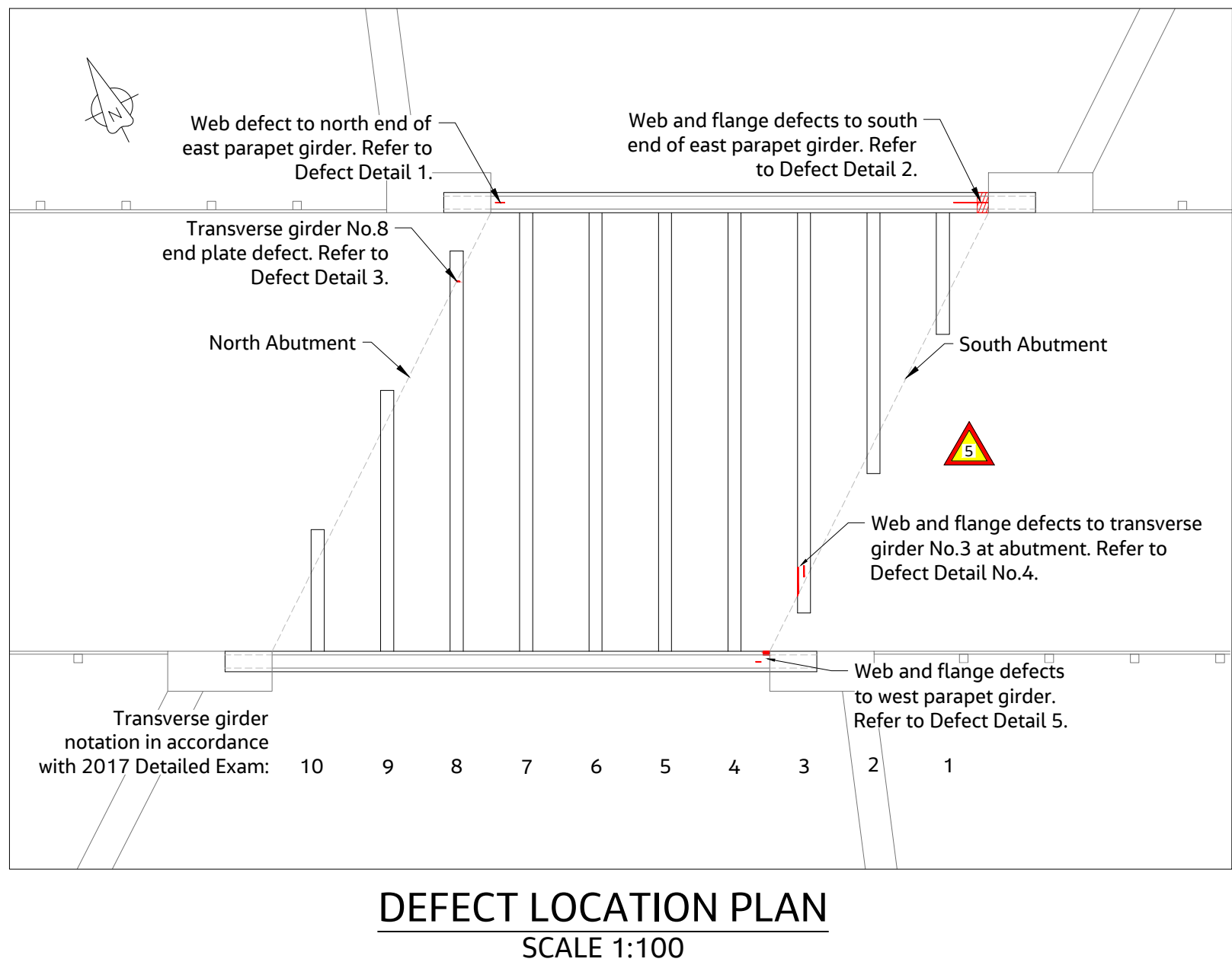
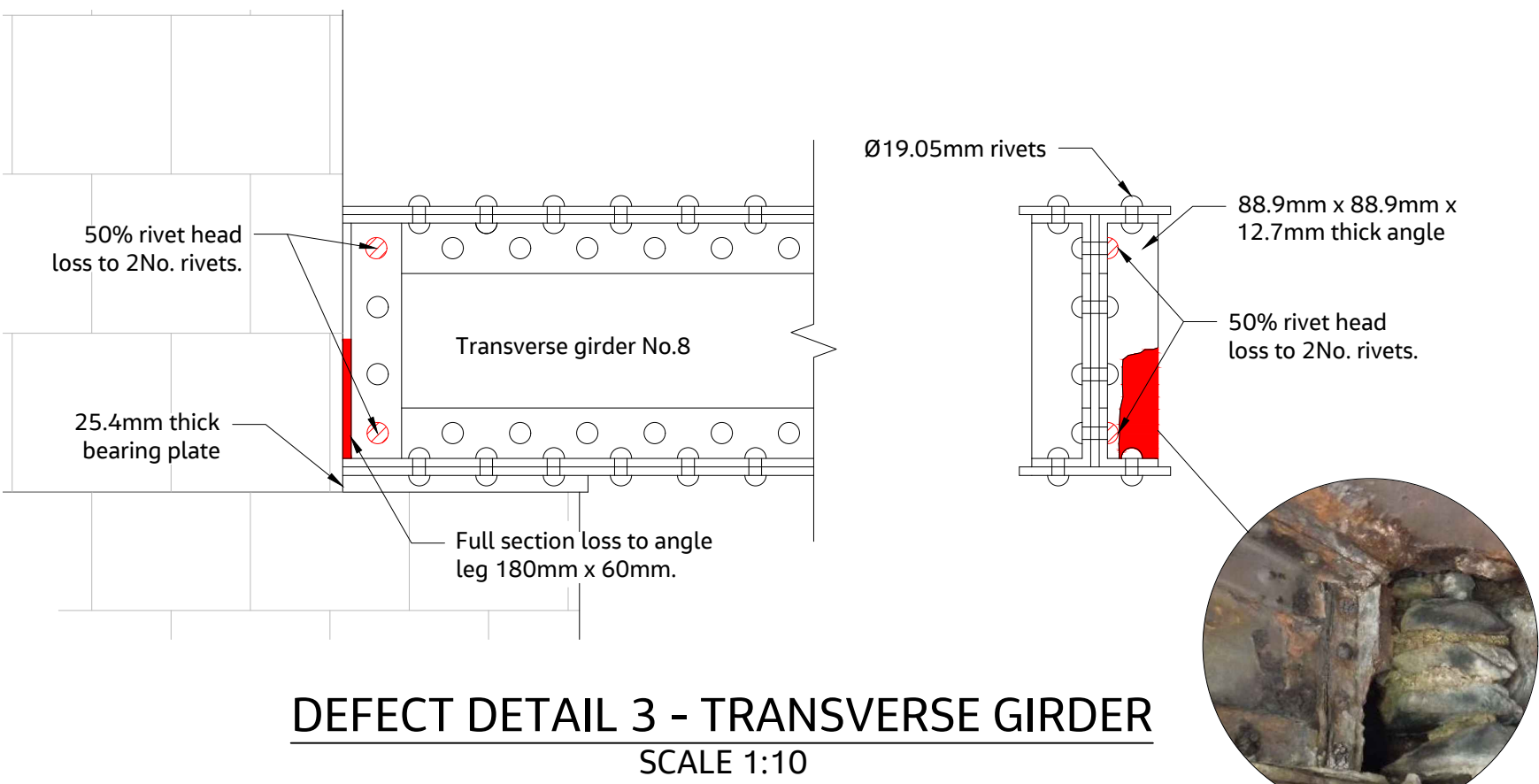
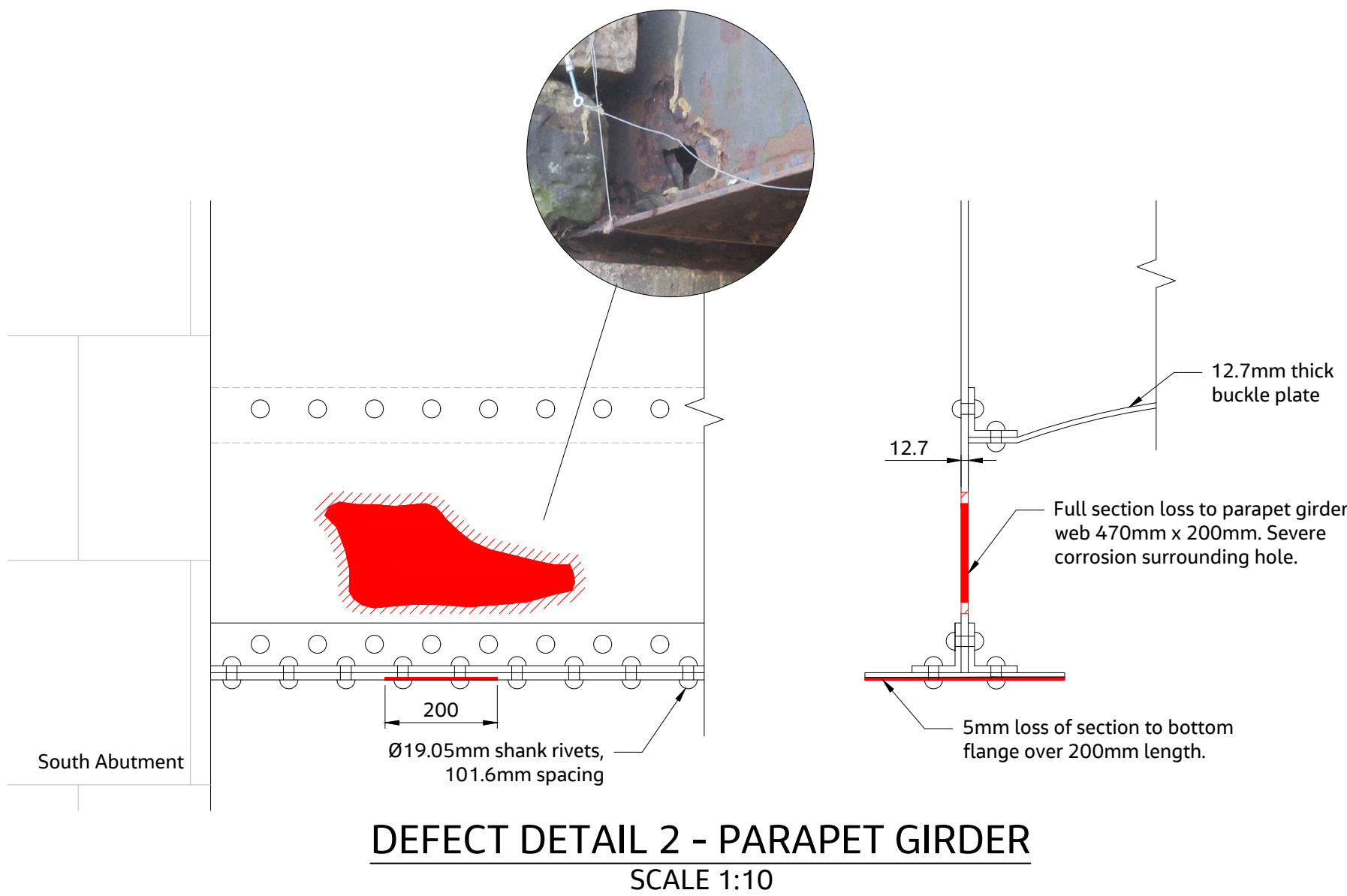
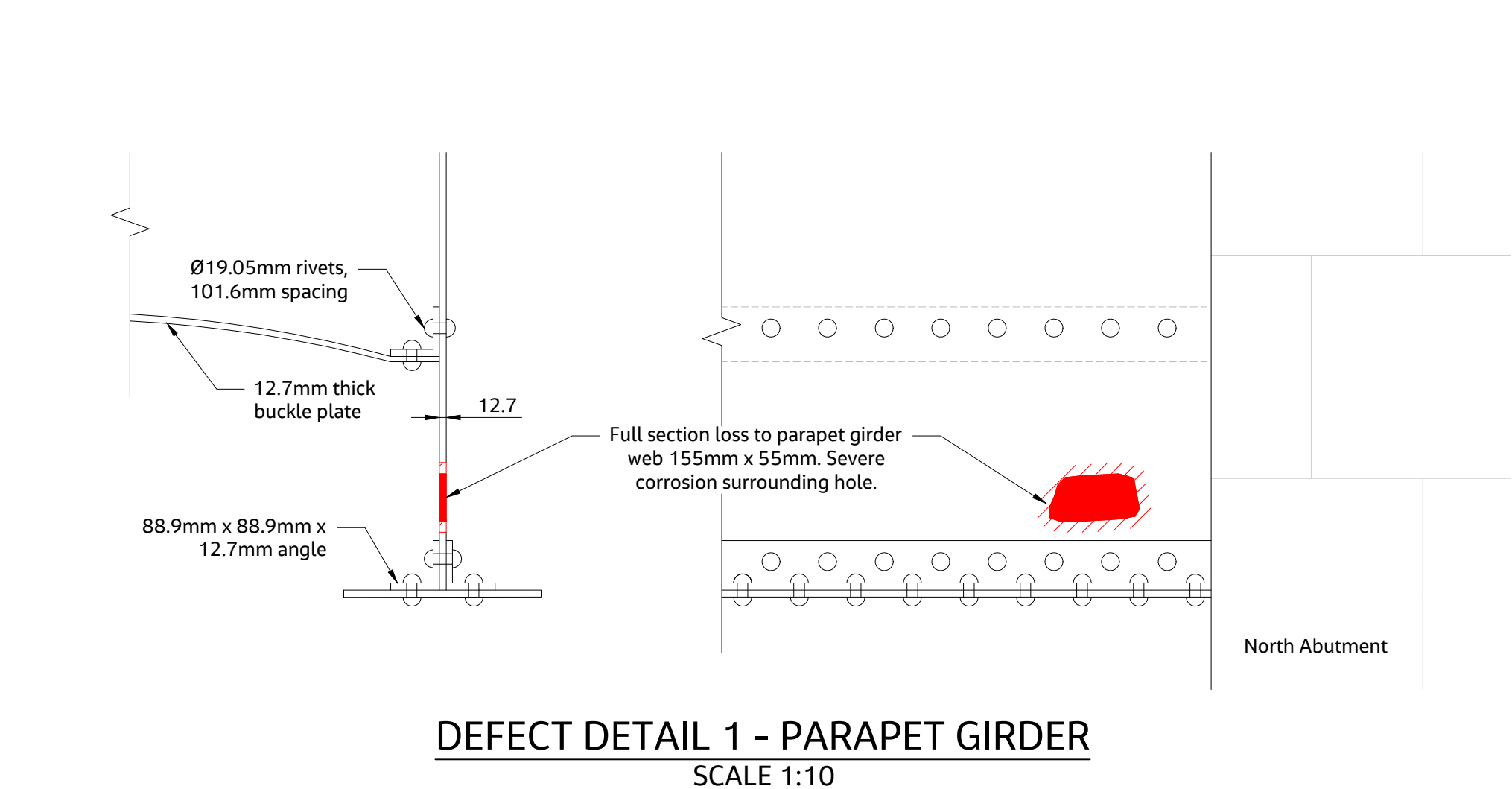
Legend

- Full section loss
- Moderate section loss

Key	HEALTH, SAFETY AND ENVIRONMENTAL BOX	
	In addition to the hazards/risk normally associated with the types of work detailed on this drawing, note the following :	
Hazard Log Ref.	DESCRIPTION OF HAZARD	
	1	Poor condition of the structure. Hidden defects resulting in local failure of elements.
	2	Existing metallic paint system contains lead.
	5	Understrength structure.
CONSTRUCTION RISKS		
In addition to the hazards/risk normally associated with the types of work detailed on this drawing, take note of the above. It is assumed that all works on this drawing will be carried out by a competent contractor working, where appropriate, to an appropriate method statement. Details of the design mitigation measures and residual risks are contained within the HERRR.		

FOR CONSTRUCTION

02	31/07/2023	For Construction					
01	31/07/2023	Revised Form B					
Rev	Rev. Date	Purpose of revision		Orig	Check'd	Rev'd	Apprv'd
<div><div>Jacobs</div><div>20 GEORGE HUDSON STREET, York, YO1 6WR Tel:+44 (0)1904 924 950 WEBSITE: WWW.JACOBS.COM</div></div>							
Client Historical Railways Estate on behalf of the DfT							
Project HRE Works Framework							
Drawing title STRUCTURE AGB/3 STRUCTURAL REPAIRS DEFECT LOCATION DETAILS							
Drawing status FOR CONSTRUCTION						Suitability	
Scale		AS NOTED @ A1			DO NOT SCALE		
Jacobs No.		B38380DE			Rev		02
Client No.		AGB/3					
Drawing number B38380DE-FK-0001a							
<small>© Copyright 2023 Jacobs U.K. Limited. The concepts and information contained in this document are the property of Jacobs. Use or copying of this document in whole or in part without the written permission of Jacobs constitutes an infringement of copyright. Limitation: This drawing has been prepared on behalf of, and for the exclusive use of Jacobs' Client, and is subject to, and issued in accordance with, the provisions of the contract between Jacobs and the Client. Jacobs accepts no liability or responsibility whatsoever for, or in respect of, any use of, or reliance upon, this drawing by any third party.</small>							



No plant or equipment exceeding the assessed 3 tonne GVW capacity of the structure is to traverse the bridge deck.