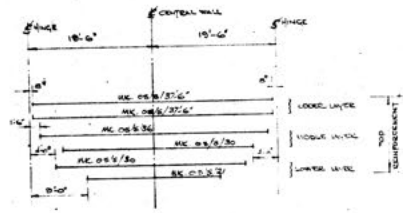
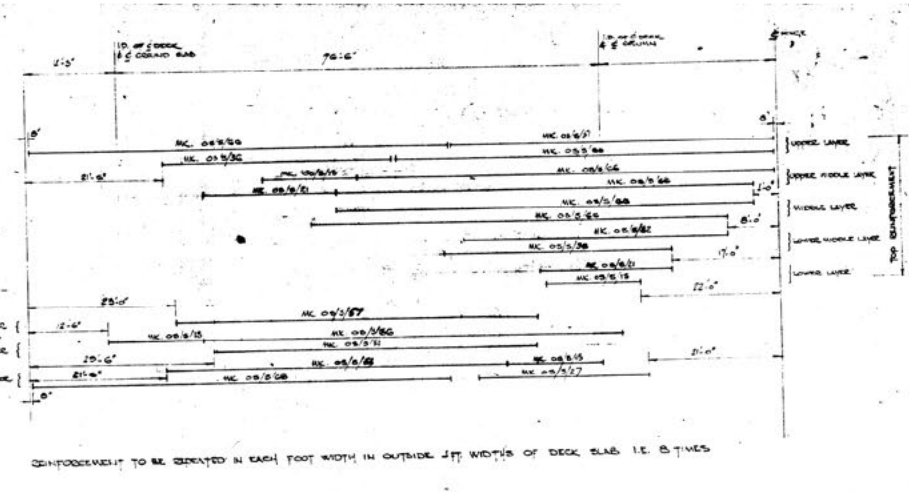
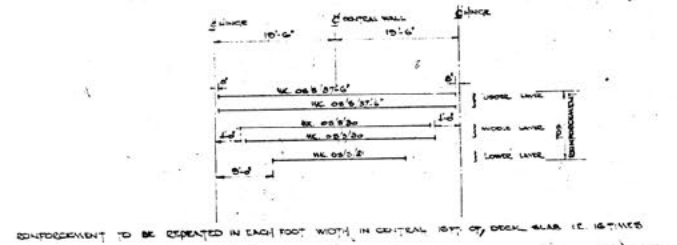


WEST SHOOSDUN AND CANTILEVER
SCALE 1/8" = 1'-0" TO FOOT

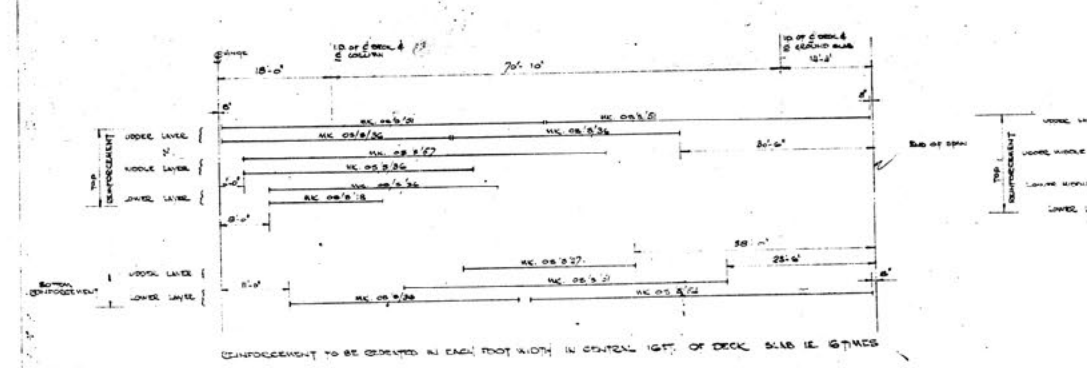


REINFORCEMENT TO BE REPEATED IN EACH FOOT WIDTH IN OUTSIDE 1 FT. WIDTHS OF DECK SLAB I.E. 15 TIMES

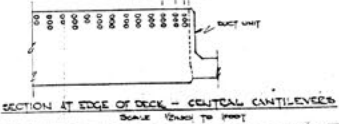
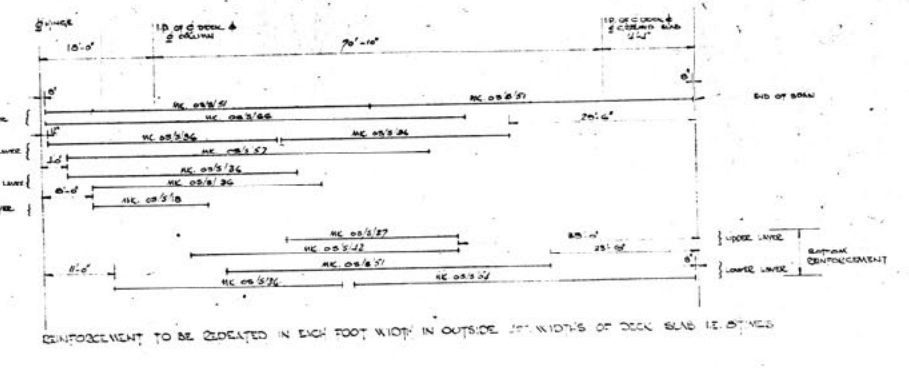


REINFORCEMENT TO BE REPEATED IN EACH FOOT WIDTH IN CENTRAL 10 FT. OF DECK SLAB I.E. 15 TIMES


CENTRAL WALL-SUGGESTED CANTILEVERS
SCALE 1/8" = 1'-0" TO FOOT



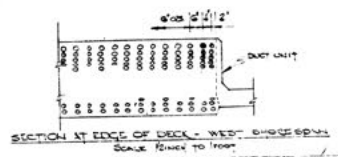
EAST SHOOSDUN AND CANTILEVERS
SCALE 1/8" = 1'-0" TO FOOT



SECTION AT EDGE OF DECK - CENTRAL CANTILEVERS
SCALE 1/8" = 1'-0" TO FOOT



SECTION AT EDGE OF DECK - EAST SHOOSDUN
SCALE 1/8" = 1'-0" TO FOOT



SECTION AT EDGE OF DECK - WEST SHOOSDUN
SCALE 1/8" = 1'-0" TO FOOT

AS CONTRACTED DRAWING
NO. 1000
DATE 10/11/52
BY 10148 AN AMBROSE

STRUCTURE No. 135
DIAGRAMMATIC DETAIL OF LONGITUDINAL 12" DIA
WILD STEEL REINFORCEMENT IN DECK SLAB

SCALE: 1/8" = 1'-0" TO FOOT



MINISTRY OF TRANSPORT
LONDON - YORKSHIRE MOTORWAY
DECK (NORTHAMPTONSHIRE) - CONCRETE BY PASS SPECIAL BRIDGE

AMENDMENT	DATE	DESCRIPTION
1	26-11-52	WEST SHOOSDUN REDRAWN

S. R. OWEN, WILLIAMS & PARTNERS
LONDON, W.1
NOVEMBER 1962
Dwg. No. '35-10-135-2/2